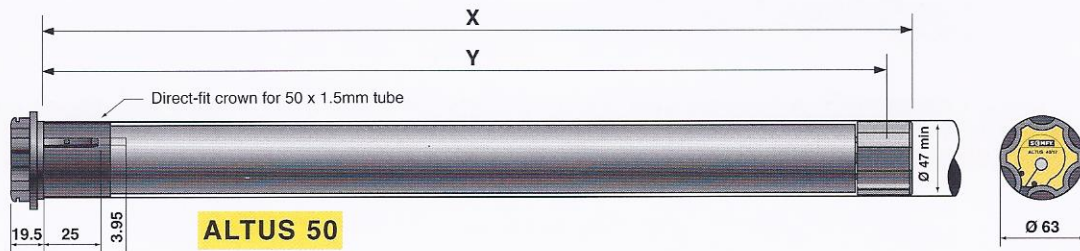
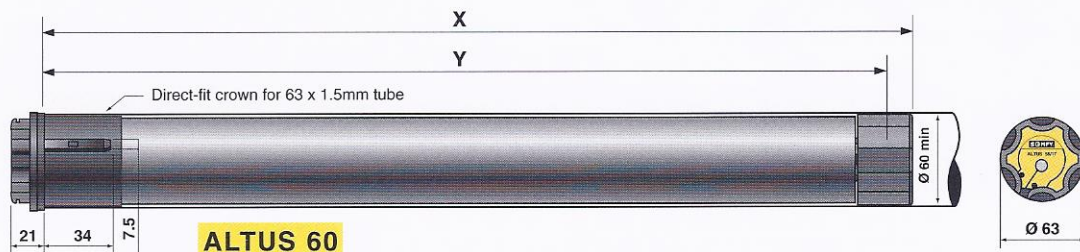


HiPro Altus *specification*




ALTUS 50




ALTUS 60

Ref. No.	Motor Model	Torque (Nm)	Speed (rpm)	Maximum rotation in one direction	Electrical Power (watt)	Current Rating (amps)	Motor outside dia. (mm)	Motor weight (kg)	Cable length (m)	Manual override ratio	Dimensions X (mm)	Dimensions Y (mm)
Altus 50 Series	1032444	Altus 6/17 RTS	6	17	250	90	0.45	47	1.72	3	n/a	605 590
	1037397	Altus 10/17 RTS	10	17	250	120	0.50	47	1.85	3	n/a	655 640
	1039375	Altus 15/17 RTS	15	17	250	140	0.65	47	1.95	3	n/a	655 640
	1041386	Altus 20/17 RTS	20	17	250	160	0.75	47	2.15	3	n/a	655 640
	1043168	Altus 25/17 RTS	25	17	250	170	0.80	47	2.20	3	n/a	655 640
	1045340	Altus 30/17 RTS	30	17	250	240	1.10	47	2.55	3	n/a	675 660
	1047223	Altus 35/17 RTS	35	17	250	240	1.10	47	2.55	3	n/a	675 660
1049443	Altus 40/17 RTS	40	17	250	270	1.20	47	2.80	3	n/a	745 730	
Altus 60 Series	1161114	Altus 55/17 RTS	55	17	200	320	1.50	60	4.39	3	n/a	734 717
	1163101	Altus 70/17 RTS	70	17	200	410	1.90	60	4.82	3	n/a	734 717
	1165099	Altus 85/17 RTS	85	17	200	450	2.10	60	5.03	3	n/a	734 717



Plug in connector



Clip on drive wheel